

CIRCUIT BREAKER 3VA6 UL FRAME 250 BREAKING CAPACITY CLASS L 150KA @ 480V 3-POLE, LINE PROTECTION ETU350, LSI, IN=100A OVERLOAD PROTECTION IR=40A ...100A SHORT CIRCUIT PROTECTION ISD=1,5... 10 X IR, II=12 X IN W/O CONNECTION



Model	
Product brand name	SENTRON
Product designation	Molded-case circuit breaker
Design of the product	System protection
Design of the load switch / acc. to UL 489 / Heating, Air Conditioning, and Refrigeration circuit breaker (HACR Type)	Yes
Design of the overcurrent release	ETU350
Protective function of the overcurrent release	LSI
Number of poles	3

General technical data	
Tension assignée d'isolement U_i	600 V
Max. rated operational voltage U_e with AC 50/60Hz	600 V
Active power loss / for rated value of the current / at AC / in hot operating state / per device	6.7 W
Active power loss / for rated value of the current / at AC / in hot operating state / per pole	2.23 W
Mechanical service life (switching cycles) / typical	20 000

Electrical endurance (switching cycles) / at AC-1 / at 380/415 V 50/60 Hz	6 000
Electrical endurance (switching cycles) / at AC-1 / at 690 V 50/60 Hz	3 000
Electrical endurance (switching cycles) / at 480 V / at 50/60 Hz	6 000
Electrical endurance (switching cycles) / at 600 V / at 50/60 Hz	7 500
Neutral conductors / upgradeable/retrofitable	No
Ground fault monitoring version	Without
Product function	
• communication function	No
• other measurement function	No

Electricity

Marking / acc. to UL 489 / 100%-rated breaker	Yes
Max. rated operational voltage of the size of the circuit-breaker	250 A
Courant permanent assigné lu	100 A
Operating current	
• at 40 °C	100 A
• at 45 °C	100 A
• at 50 °C	100 A
• at 55 °C	100 A
• at 60 °C	95 A
• at 65 °C	100 A
• at 70 °C	100 A

Switching capacity according to IEC 60947

Switching capacity class of the circuit breaker	L
Maximum short-circuit current breaking capacity (I _{cu})	
• at 240 V	200 kA
• at 415 V	150 kA
• at 690 V	3 kA
Operational short-circuit current breaking capacity (I _{cs})	
• at 240 V	200 kA
• at 415 V	150 kA
• at 690 V	3 kA
Short-circuit current making capacity (I _{cm})	
• at 240 V	440 kA
• at 415 V	330 kA
• at 690 V	4.5 kA

Switching capacity according to UL 489

Breaking capacity current	
<ul style="list-style-type: none"> • at 240 V • at 480 Y/277 V • at 480 V • at 600 Y/347 V 	200 kA 150 kA 150 kA 50 kA

Adjustable parameters

Adjustable response value current / I _g min.	40 A
Adjustable response value current / I _g min.	100 A
Adjustable response value current / I _g min.	0.5
Adjustable response value current / I _g min.	17
Adjustable response value current / I _g min.	150 A
Adjustable response value current / I _g min.	1 000 A
Adjustable response value current / I _g min.	0.02 s
Adjustable response value current / I _g min.	0.4 s
Adjustable response value current / I _i min.	1 200 A
Adjustable response value current / I _i max.	1 200 A
Ground fault protection / tripping switchable / I _{2t} =ON/OFF	No

Mechanical Design

Height [in]	7.8 in
Height	198 mm
Width [in]	4.1 in
Width	105 mm
Depth [in]	3.4 in
Depth	86 mm

Connections

Arrangement of electrical connectors / for main current circuit	Without connection
Type of electrical connection / for main current circuit	Without

Auxiliary circuit

Number of CO contacts / for auxiliary contacts	0
------------------------------------------------	---

Accessories







Product extension / optional / motor drive	Yes
--------------------------------------------	-----

Environmental conditions

Protection class IP / on the front	IP40
Ambient temperature	
<ul style="list-style-type: none"> • during operation / minimum • during operation / maximum • during storage / minimum • during storage / maximum 	-25 °C 70 °C -40 °C 80 °C

Certificates

Equipment marking / acc. to DIN EN 81346-2	Q
Certificate of suitability / as approval for NAVAL (no combat vessels) / Supplement SB	No

General Product Approval	EMC	Declaration of Conformity	Shipping Approval		
 CSA	 UL	 EAC	 RCM	 EG-Konf.	 ABS

other

[Miscellaneous](#)

Further information

Information- and Downloadcenter (Catalogs, Brochures,...)

<http://www.siemens.com/lowvoltage/catalogs>

Industry Mall (Online ordering system)

<https://mall.industry.siemens.com/mall/en/en/Catalog/product?mfb=3VA6210-8HN31-2AA0>

Service&Support (Manuals, Certificates, Characteristics, FAQs,...)

<https://support.industry.siemens.com/cs/ww/en/ps/3VA6210-8HN31-2AA0>

Image database (product images, 2D dimension drawings, 3D models, device circuit diagrams, ...)

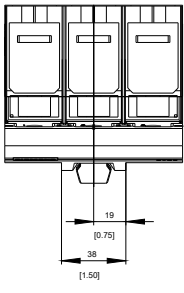
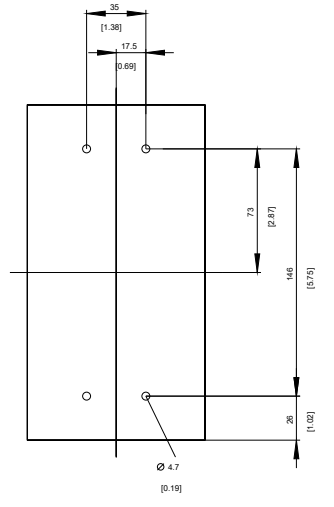
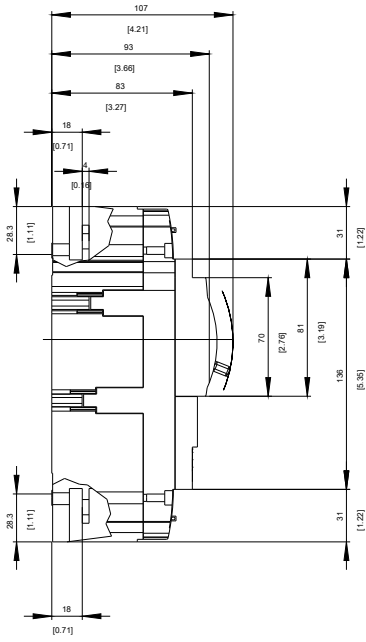
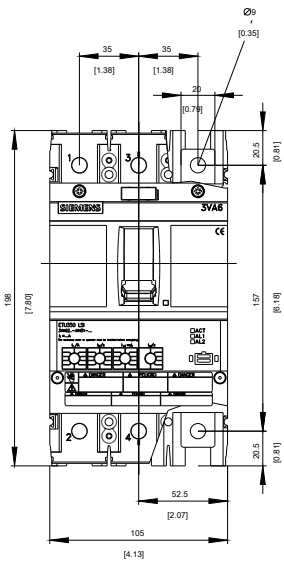
http://www.automation.siemens.com/bilddb/cax_en.aspx?mfb=3VA6210-8HN31-2AA0

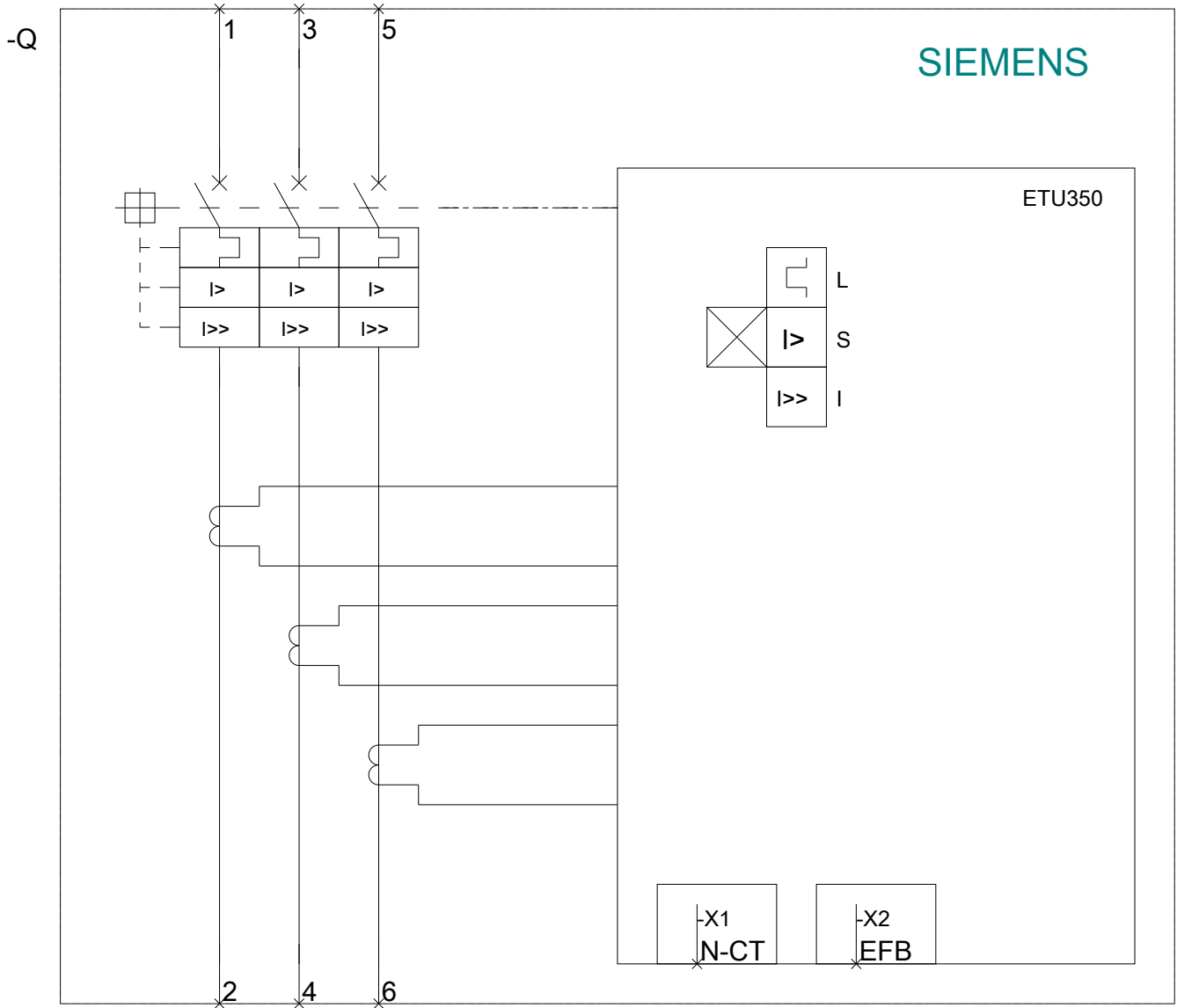
CAX-Online-Generator

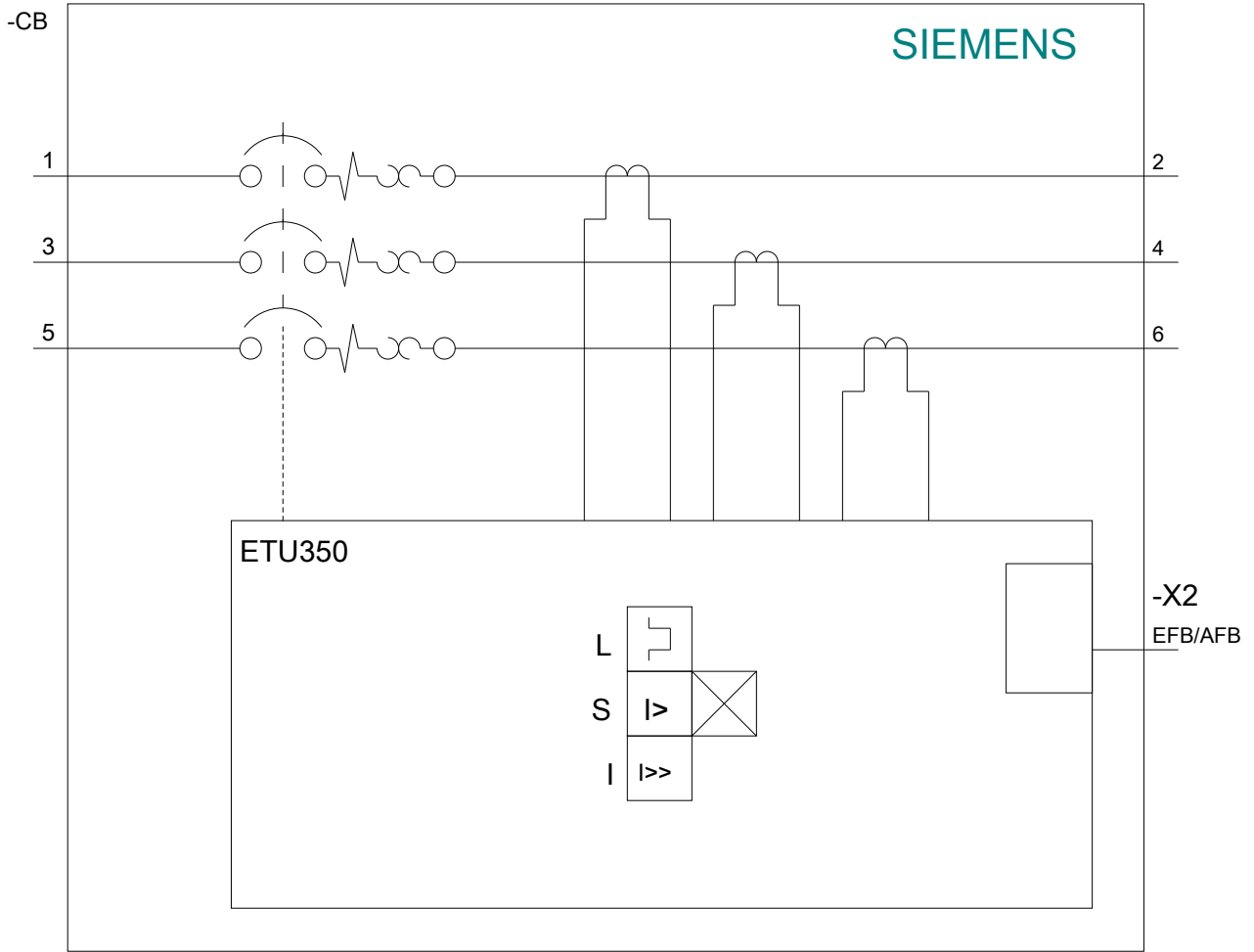
<http://www.siemens.com/cax>

Tender specifications

<http://www.siemens.com/specifications>







last modified:

08/20/2017