



circuit breaker 3VA1 IEC frame 160 breaking capacity class H $I_{cu}=70kA @ 415V$ 4-pole, line protection TM220, ATFM, $I_n=125A$ overload protection $I_r=88A...125A$ short-circuit protection $I_i=10 \times I_n$ conductor protection 100% nut keeper kit

Model	
product brand name	SENTRON
product designation	Molded case circuit breaker
Product version	Line protection
design of the overcurrent release	TM220
protection function of the overcurrent release	LI
number of poles	4
General technical data	
Tension assignée d'isolement U_i	800 V
Max. rated operational voltage U_e with DC	600 V
power loss [W] / maximum	28.1 W
Active power loss / for rated value of the current / at AC / in hot operating state / per pole	9.37 W
mechanical service life (switching cycles) / typical	20 000
Electrical endurance (switching cycles) / at AC-1 / at 380/415 V 50/60 Hz	8 000
Electrical endurance (switching cycles) / at AC-1 / at 690 V 50/60 Hz	8 000
Neutral conductors / upgradeable/retrofitable	No
ground-fault monitoring version	Without
product function	
• communication function	No
• other measurement function	No
net weight	1.2 kg
Current	
Max. rated operational current of the frame size	160 A
Courant permanent assigné I_u	125 A
operational current	
• at 40 °C	125 A
• at 45 °C	125 A
• at 50 °C	125 A
• at 55 °C	122 A
• at 60 °C	120 A
• at 65 °C	117 A
• at 70 °C	114 A
Switching capacity according to IEC 60947	
switching capacity class of the circuit breaker	H
breaking capacity maximum short-circuit current (I_{cu})	

<ul style="list-style-type: none"> • at 240 V • at 415 V • at 440 V • at 500 V • at 690 V 	100 kA		
<ul style="list-style-type: none"> • at 415 V • at 440 V • at 500 V • at 690 V 	70 kA		
<ul style="list-style-type: none"> • at 440 V • at 500 V • at 690 V 	36 kA		
<ul style="list-style-type: none"> • at 500 V • at 690 V 	10 kA		
<ul style="list-style-type: none"> • at 690 V 	10 kA		
breaking capacity operating short-circuit current (Ics)			
<ul style="list-style-type: none"> • at 240 V • at 415 V • at 440 V • at 500 V • at 690 V 	100 kA		
<ul style="list-style-type: none"> • at 415 V • at 440 V • at 500 V • at 690 V 	70 kA		
<ul style="list-style-type: none"> • at 440 V • at 500 V • at 690 V 	36 kA		
<ul style="list-style-type: none"> • at 500 V • at 690 V 	5 kA		
<ul style="list-style-type: none"> • at 690 V 	5 kA		
short-circuit current making capacity (Icm)			
<ul style="list-style-type: none"> • at 240 V • at 415 V • at 440 V • at 500 V • at 690 V 	220 kA		
<ul style="list-style-type: none"> • at 415 V • at 440 V • at 500 V • at 690 V 	154 kA		
<ul style="list-style-type: none"> • at 440 V • at 500 V • at 690 V 	76 kA		
<ul style="list-style-type: none"> • at 500 V • at 690 V 	17 kA		
<ul style="list-style-type: none"> • at 690 V 	17 kA		
design of short-circuit protection	For switching power values in DC networks, see the 3VA molded case circuit breaker device manual; link to be found under Service & Support in the last chapter		
Adjustable parameters			
Adjustable response value current / Ii min.	1 250 A		
Adjustable response value current / Ii max.	1 250 A		
design of the N-conductor protection	100%		
Ground fault protection / tripping switchable / I2t=ON/OFF	No		
Mechanical Design			
height [in]	5.1 in		
Height	130 mm		
width [in]	4 in		
Width	101.6 mm		
depth [in]	2.8 in		
depth	70 mm		
Connections			
arrangement of electrical connectors / for main current circuit	Front terminal		
Type of connectable conductor cross-section, connection screw, width x thickness , min.	12 x 0 mm		
Type of connectable conductor cross-section, connection screw, width x thickness , max.	17 x 6.5 mm		
Auxiliary circuit			
number of CO contacts / for auxiliary contacts	0		
Accessories			
product extension / optional / motor drive	Yes		
Environmental conditions			
protection class IP / on the front	IP40		
ambient temperature			
<ul style="list-style-type: none"> • during operation / minimum • during operation / maximum • during storage / minimum • during storage / maximum 	-25 °C		
	70 °C		
	-40 °C		
	80 °C		
Certificates			
reference code / acc. to IEC 81346-2	Q		
General Product Approval	EMC	Declaration of Conformity	



[Miscellaneous](#)



EG-Konf.

Test Certificates

Shipping Approval

[Type Test Certificates/Test Report](#)

[Special Test Certificate](#)

[Miscellaneous](#)



LRS

Shipping Approval

other



[CCS / China Classification Society](#)

[Manufacturer Declaration](#)

[Miscellaneous](#)

Further information

Information- and Downloadcenter (Catalogs, Brochures,...)

<http://www.siemens.com/lowvoltage/catalogs>

Industry Mall (Online ordering system)

<https://mall.industry.siemens.com/mall/en/en/Catalog/product?mlfb=3VA1112-6GE42-0AA0>

Service&Support (Manuals, Certificates, Characteristics, FAQs,...)

<https://support.industry.siemens.com/cs/ww/en/ps/3VA1112-6GE42-0AA0>

Image database (product images, 2D dimension drawings, 3D models, device circuit diagrams, ...)

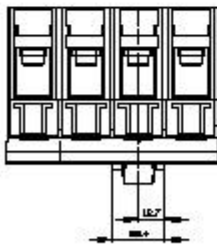
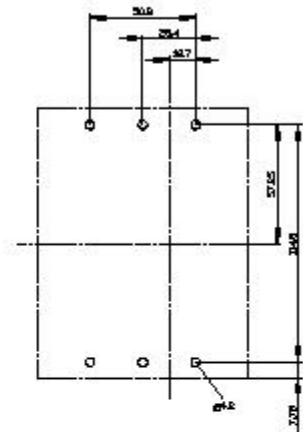
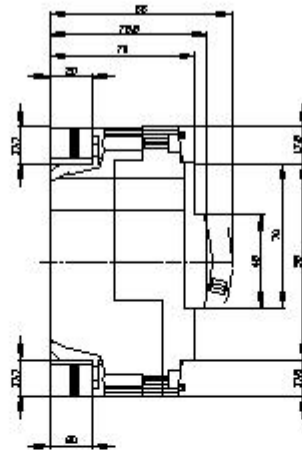
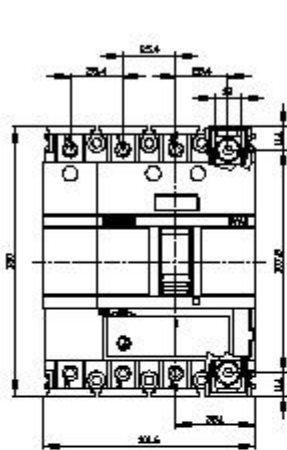
http://www.automation.siemens.com/bilddb/cax_en.aspx?mlfb=3VA1112-6GE42-0AA0

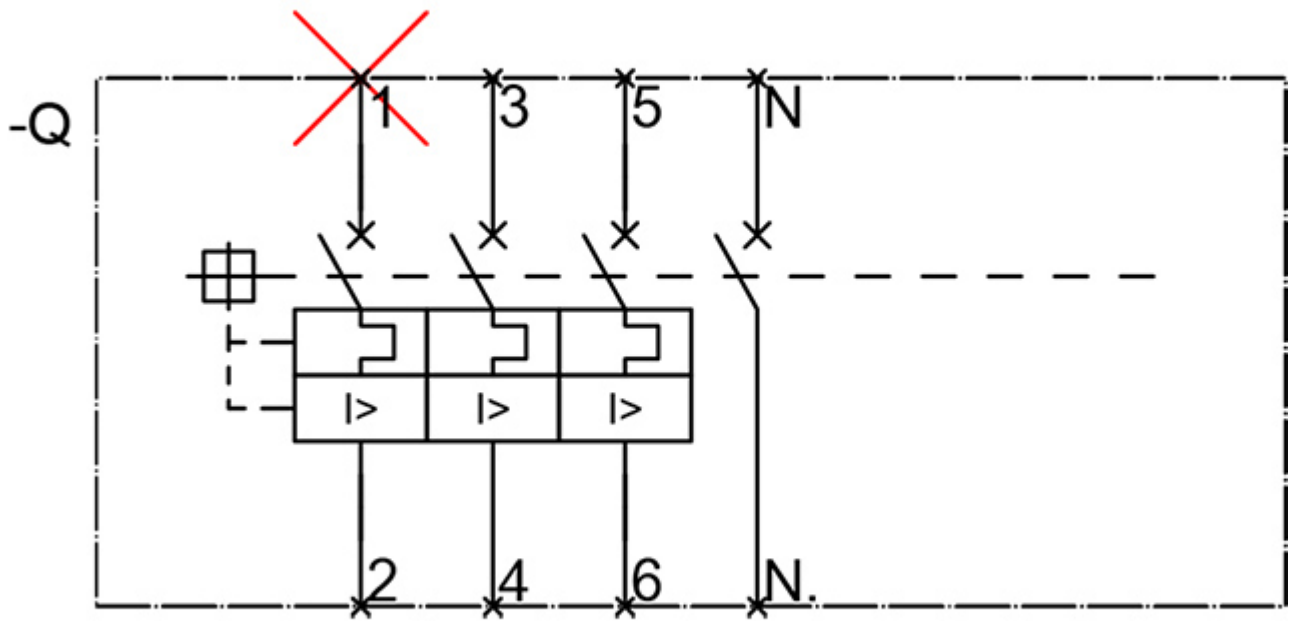
CAX-Online-Generator

<http://www.siemens.com/cax>

Tender specifications

<http://www.siemens.com/specifications>





last modified:

12/20/2020 