

Pushbutton, 22 mm, round, plastic with metal front ring, white, pushbutton, flat, momentary contact type, with holder, 1 NO+1 NC, spring-type terminal, with laser labeling, upper case and lower case, always upper case at the beginning of the word



<b>Product brand name</b>	SIRIUS ACT
<b>Product designation</b>	Pushbuttons
<b>Design of the product</b>	Complete unit
<b>Product type designation</b>	3SU1
<b>Product line</b>	Plastic with metal front ring, matt, 22 mm
<b>Manufacturer's article number</b>	<ul style="list-style-type: none"> <li>• 1 of supplied contact module <a href="#">3SU1400-1AA10-3FA0</a></li> <li>• of the supplied holder <a href="#">3SU1500-0AA10-0AA0</a></li> <li>• of the supplied actuator <a href="#">3SU1030-0AB60-0AA0</a></li> </ul>
<b>Number of command points</b>	1

Actuator	
<b>Design of the operating mechanism</b>	Button, flat
<b>Manner of function of the actuating element</b>	momentary contact type
<b>Product extension optional Light source</b>	No
<b>Color</b>	<ul style="list-style-type: none"> <li>• of the actuating element white</li> </ul>
<b>Material of the actuating element</b>	plastic
<b>Shape of the actuating element</b>	round
<b>Outer diameter of the actuating element</b>	29.45 mm

<b>Marking of the actuating element</b>	Customized labeling, text in lower case / capital letters, all words start with capital letters
<b>Number of contact modules</b>	1
<b>Front ring</b>	
<b>Product component front ring</b>	Yes
<b>Design of the front ring</b>	Standard
<b>Material of the front ring</b>	Metal, matt
<b>Color of the front ring</b>	sand gray
<b>Holder</b>	
<b>Material of the holder</b>	Plastic
<b>Display</b>	
<b>Number of LED modules</b>	0
<b>General technical data</b>	
<b>Product function</b>	
• positive opening	Yes
<b>Product component</b>	
• Light source	No
<b>Insulation voltage</b>	
• rated value	500 V
<b>Degree of pollution</b>	3
<b>Type of voltage</b>	
• of the operating voltage	AC/DC
<b>Surge voltage resistance rated value</b>	6 kV
<b>Protection class IP</b>	IP66, IP67, IP69(IP69K)
• of the terminal	IP20
<b>Degree of protection NEMA rating</b>	1, 2, 3, 3R, 4, 4X, 12, 13
<b>Shock resistance</b>	
• acc. to IEC 60068-2-27	Sinusoidal half-wave 50 g / 11 ms
• for railway applications acc. to DIN EN 61373	Category 1, Class B
<b>Vibration resistance</b>	
• acc. to IEC 60068-2-6	10 ... 500 Hz: 5g
• for railway applications acc. to DIN EN 61373	Category 1, Class B
<b>Operating frequency maximum</b>	3 600 1/h
<b>Mechanical service life (switching cycles)</b>	
• typical	10 000 000
<b>Electrical endurance (switching cycles)</b>	
• typical	10 000 000
<b>Thermal current</b>	10 A
<b>Reference code acc. to DIN EN 81346-2</b>	S
<b>Reference code acc. to DIN EN 61346-2</b>	S
<b>Continuous current of the C characteristic MCB</b>	10 A; for a short-circuit current smaller than 400 A

<b>Continuous current of the quick DIAZED fuse link</b>	10 A
<b>Continuous current of the DIAZED fuse link gG</b>	10 A
<b>Operating voltage</b>	
<ul style="list-style-type: none"> <li>• at AC <ul style="list-style-type: none"> <li>— at 50 Hz rated value</li> <li>— at 60 Hz rated value</li> </ul> </li> <li>• at DC <ul style="list-style-type: none"> <li>— rated value</li> </ul> </li> </ul>	5 ... 500 V 5 ... 500 V 5 ... 500 V

## Power Electronics

<b>Contact reliability</b>	One maloperation per 100 million (17 V, 5 mA), one maloperation per 10 million (5 V, 1 mA)
----------------------------	--

## Auxiliary circuit

<b>Design of the contact of auxiliary contacts</b>	Silver alloy
<b>Number of NC contacts for auxiliary contacts</b>	1
<b>Number of NO contacts for auxiliary contacts</b>	1

## Connections/ Terminals

<b>Type of electrical connection</b>	
<ul style="list-style-type: none"> <li>• of modules and accessories</li> </ul>	Spring-type terminal
<b>Type of connectable conductor cross-sections</b>	
<ul style="list-style-type: none"> <li>• solid without core end processing</li> <li>• finely stranded with core end processing</li> <li>• finely stranded without core end processing</li> <li>• at AWG conductors</li> </ul>	2x (0.25 ... 1.5 mm <sup>2</sup> ) 2x (0.25 ... 0.75 mm <sup>2</sup> ) 2x (0.25 ... 1.5 mm <sup>2</sup> ) 2x (24 ... 16)
<b>Tightening torque of the screws in the bracket</b>	1 ... 1.2 N·m

## Ambient conditions

<b>Ambient temperature</b>	
<ul style="list-style-type: none"> <li>• during operation</li> <li>• during storage</li> </ul>	-25 ... +70 °C -40 ... +80 °C
Environmental category during operation acc. to IEC 60721	3M6, 3S2, 3B2, 3C3, 3K6 (with relative air humidity of 10 ... 95 %, no condensation in operation permitted for all devices behind front panel)





## Installation/ mounting/ dimensions

<b>Mounting type</b>	front panel mounting
<ul style="list-style-type: none"> <li>• of modules and accessories</li> </ul>	Front plate mounting
<b>Height</b>	40 mm
<b>Width</b>	30 mm
<b>Shape of the installation opening</b>	round
<b>Mounting diameter</b>	22.3 mm
<b>Positive tolerance of installation diameter</b>	0.4 mm
<b>Mounting height</b>	11 mm
<b>Installation width</b>	29.5 mm


Installation depth

71.7 mm

Certificates/ approvals

General Product Approval	Declaration of Conformity	Test Certificates
 CSA	 UL	
 EG-Konf.	<a href="#">Miscellaneous</a>	<a href="#">Type Test Certificates/Test Report</a>

Test Certificates	Marine / Shipping
<a href="#">Special Test Certificate</a>	 ABS
	 LRS
	 PRS
	 RINA
	 RMRS

Marine / Shipping	other
 DNV-GL DNVGL.COM/AF	<a href="#">Confirmation</a>

Further information

**Information- and Downloadcenter (Catalogs, Brochures,...)**

<https://www.siemens.com/ic10>

**Industry Mall (Online ordering system)**

<https://mall.industry.siemens.com/mall/en/en/Catalog/product?mlfb=3SU1130-0AB60-3FA0-Z Y15>

**Cax online generator**

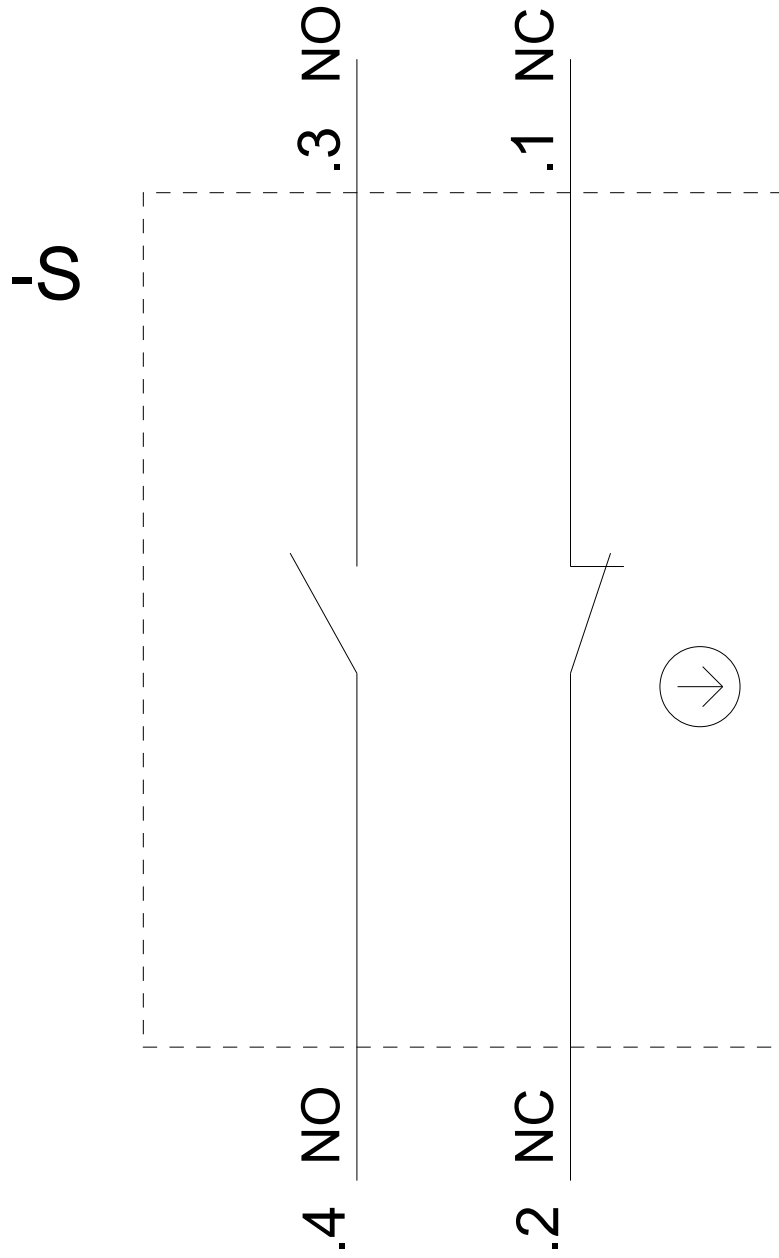
<http://support.automation.siemens.com/WW/CAXorder/default.aspx?lang=en&mlfb=3SU1130-0AB60-3FA0-Z Y15>

**Service&Support (Manuals, Certificates, Characteristics, FAQs,...)**

<https://support.industry.siemens.com/cs/ww/en/ps/3SU1130-0AB60-3FA0-Z Y15>

**Image database (product images, 2D dimension drawings, 3D models, device circuit diagrams, EPLAN macros, ...)**

[http://www.automation.siemens.com/bilddb/cax\\_de.aspx?mlfb=3SU1130-0AB60-3FA0-Z Y15&lang=en](http://www.automation.siemens.com/bilddb/cax_de.aspx?mlfb=3SU1130-0AB60-3FA0-Z Y15&lang=en)



last modified:

02/18/2020