

22MM PLASTIC ROUND ACTUATOR: CES KEY-OPER.SWITCH WITH 2 KEYS 3 SWITCH POSITIONS I-O-II LATCHING LOCK NO SSG 10,REM.POS. I+O+II WITH HOLDER



Figure similar

Design of the product	Single device round
Enclosure	
Number of command points	1
Actuator	
Design of the operating mechanism	Key-operated switch
Manner of function of the actuating element	Latching
Product extension optional Light source	No
Color	
• of the actuating element	Silver
Material of the actuating element	metal
Outer diameter of the actuating element	28.5 mm
Type of unlocking device	key unlatching
Number of switching positions	3
Switch position for key distraction	I+O+II
Actuating angle	
• clockwise	50°
• anticlockwise	50°






Lock make	CES
Front ring	
Product component front ring	Yes
Design of the front ring	Standard
Material of the front ring	plastic
Color of the front ring	black
Holder	
Material of the holder	Plastic
General technical data	
Product function	
• EMERGENCY OFF function	No
• EMERGENCY STOP function	No
Protection class IP	IP66
Vibration resistance	
• acc. to IEC 60068-2-6	20 ... 200 Hz: 5g
Operating frequency maximum	1 000 1/h
Mechanical service life (switching cycles)	
• typical	300 000
Equipment marking	
• acc. to DIN 40719 extended according to IEC 204-2 acc. to IEC 750	S
• acc. to DIN EN 61346-2	S
• acc. to DIN EN 81346-2	S
Connections/Terminals	
Tightening torque of the screws in the bracket	1 ... 1.2 N·m
Safety related data	
B10 value	
• with high demand rate acc. to SN 31920	50 000
Proportion of dangerous failures	
• with low demand rate acc. to SN 31920	20 %
• with high demand rate acc. to SN 31920	20 %
Failure rate [FIT]	
• with low demand rate acc. to SN 31920	100 FIT
T1 value for proof test interval or service life acc. to IEC 61508	20 y
Ambient conditions	
Ambient temperature	
• during operation	-25 ... +70 °C
• during storage	-40 ... +80 °C





Environmental category during operation acc. to IEC 60721	3K6
-----------------------------------------------------------	-----

Installation/ mounting/ dimensions

Mounting type	front mounting
Shape of the installation opening	round
Mounting diameter	22 mm
Mounting height	64 mm
Installation width	28.5 mm
Installation depth	29 mm

Certificates/approvals

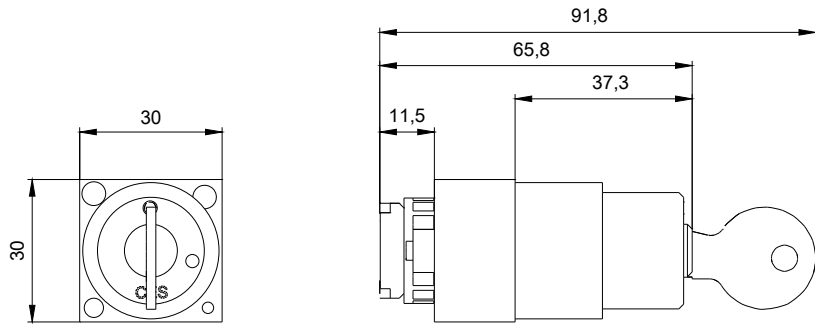
General Product Approval	Declaration of Conformity	Test Certificates	Shipping Approval
 CSA  UL	 EAC  EG-Konf.	spezielle Prüfbescheinigung n	 ABS

Shipping Approval	other
 DNV  LRS  PRS  RINA	sonstig Bestätigungen

other
Umweltbestätigung

Further information

- Information- and Downloadcenter (Catalogs, Brochures,...)
<http://www.siemens.com/industrial-controls/catalogs>
- Industry Mall (Online ordering system)
<https://mall.industry.siemens.com/mall/en/en/Catalog/product?mlfb=3SB3000-4PD11>
- Cax online generator
<http://support.automation.siemens.com/WW/CAXorder/default.aspx?lang=en&mlfb=3SB3000-4PD11>
- Service&Support (Manuals, Certificates, Characteristics, FAQs,...)
<https://support.industry.siemens.com/cs/ww/en/ps/3SB3000-4PD11>
- Image database (product images, 2D dimension drawings, 3D models, device circuit diagrams, EPLAN macros, ...)
http://www.automation.siemens.com/bilddb/cax_de.aspx?mlfb=3SB3000-4PD11&lang=en



last modified:

12/26/2016