

Output coupler Optocoupler 1 NO, Transistor, 24 V DC Output max. 30 V DC, 2 A short circuit-proof screw terminal Overall width 6.2 mm Thermal current 2A



Product brand name	SIRIUS
Product category	SIRIUS 3RQ3 coupling relays in slim design
Product designation	Coupling relays with semiconductor output (not plug-in)
Design of the product	Output coupling link
Product type designation	3RQ3

General technical data	
Display version LED	Yes
Product component	
• Relay output	No
• semi-conductor output	Yes
Consumed active power	0.3 W
Surge voltage resistance rated value	2.5 kV
Protection class IP	IP20
Shock resistance	
• acc. to IEC 60068-2-27	sinusoidal half-wave 15g / 11 ms
Switching frequency	100 Hz
Thermal current	2 A
Reference code acc. to DIN EN 81346-2	K
Reference code acc. to DIN EN 61346-2	K

Control circuit/ Control	
Control supply voltage at DC	
• rated value	11 ... 30 V
Operating range factor control supply voltage rated value at DC	
• initial value	1
• Full-scale value	1
Switch-on delay time	
• at DC maximum	0.2 ms
Off-delay time	0.3 ms
Product component Plug-in socket	No

Auxiliary circuit	
Type of switching contact	NO contact
Number of NO contacts for auxiliary contacts	1

Main circuit	
Type of voltage	DC

Inputs/ Outputs	
Property of the output Short-circuit proof	Yes

Outputs	
Ampacity of the semiconductor output at DC	5 mA ... 2 A

Electromagnetic compatibility	
EMC emitted interference	
• acc. to IEC 60947-1	ambience A (industrial sector)
EMI immunity	
• acc. to IEC 60947-1	corresponds to degree of severity 3
Conducted interference	
• due to burst acc. to IEC 61000-4-4	2 kV
• due to conductor-earth surge acc. to IEC 61000-4-5	2 kV
• due to conductor-conductor surge acc. to IEC 61000-4-5	1 kV
Field-bound parasitic coupling acc. to IEC 61000-4-3	10 V/m
Electrostatic discharge acc. to IEC 61000-4-2	6 kV contact discharge / 8 kV air discharge

Display	
Display version	
• as status display by LED	LED green

Connections/ Terminals	
Product function	
• removable terminal	No
Type of electrical connection	

<ul style="list-style-type: none"> • for auxiliary and control current circuit 	screw-type terminals
Wire length	
<ul style="list-style-type: none"> • at DC maximum 	1 000 m
Type of connectable conductor cross-sections	
<ul style="list-style-type: none"> • solid 	1x (0.25 ... 2.5 mm ²)
<ul style="list-style-type: none"> • finely stranded with core end processing 	1x (0.25 ... 1.5 mm ²)
<ul style="list-style-type: none"> • at AWG conductors solid 	1 x (20 ... 14)
Connectable conductor cross-section	
<ul style="list-style-type: none"> • solid 	0.25 ... 2.5 mm ²
<ul style="list-style-type: none"> • finely stranded with core end processing 	0.25 ... 1.5 mm ²
AWG number as coded connectable conductor cross section	
<ul style="list-style-type: none"> • solid 	20 ... 14
Tightening torque	
<ul style="list-style-type: none"> • with screw-type terminals 	0.5 ... 0.6 N·m






Installation/ mounting/ dimensions

Mounting position	any
Mounting type	snap-on mounting
Height	93 mm
Width	6.2 mm
Depth	72.5 mm
Required spacing	
<ul style="list-style-type: none"> • with side-by-side mounting <ul style="list-style-type: none"> — forwards — Backwards — upwards — downwards — at the side 	0 mm
	0 mm
	0 mm
	0 mm
	0 mm
<ul style="list-style-type: none"> • for grounded parts <ul style="list-style-type: none"> — forwards — Backwards — upwards — at the side — downwards 	0 mm
	0 mm
	0 mm
	0 mm
	0 mm
<ul style="list-style-type: none"> • for live parts <ul style="list-style-type: none"> — forwards — Backwards — upwards — downwards — at the side 	0 mm
	0 mm
	0 mm
	0 mm
	0 mm

Ambient conditions

Installation altitude at height above sea level	
<ul style="list-style-type: none"> • maximum 	2 000 m
Relative humidity	
<ul style="list-style-type: none"> • during operation 	10 ... 95 %

Certificates/ approvals

General Product Approval		EMC	Declaration of Conformity	
				
CSA	UL		RCM	EG-Konf.

[Miscellaneous](#)

Marine / Ship- ping	other
------------------------	-------



[Confirmation](#)

Further information

Information- and Downloadcenter (Catalogs, Brochures,...)

www.siemens.com/sirius/catalogs

Industry Mall (Online ordering system)

<https://mall.industry.siemens.com/mall/en/en/Catalog/product?mlfb=3RQ3052-1SM30>

Cax online generator

<http://support.automation.siemens.com/WW/CAXorder/default.aspx?lang=en&mlfb=3RQ3052-1SM30>

Service&Support (Manuals, Certificates, Characteristics, FAQs,...)

<https://support.industry.siemens.com/cs/ww/en/ps/3RQ3052-1SM30>

Image database (product images, 2D dimension drawings, 3D models, device circuit diagrams, EPLAN macros, ...)

http://www.automation.siemens.com/bilddb/cax_de.aspx?mlfb=3RQ3052-1SM30&lang=en

