

RS1-X for ET 200S Standard reversing starter expandable Setting range 0.22...0.32 A AC-3, 0.09 kW /400 V Electromechanical starter for brake control module



Figure similar

Product brand name	SIMATIC
Product designation	Motor starters
Design of the product	reversing starter
Product type designation	ET 200S

General technical data	
Product function	
• on-site operation	Yes
Power loss [W] typical	10 W
Power loss [W] for rated value of the current	
• at AC in hot operating state	10 W
• at AC in hot operating state per pole	3.33 W
Power loss [W] for rated value of the current without load current share typical	4.12 W
Degree of pollution	3 at 400 V, 2 at 500 V according to IEC60664 (IEC61131)
Surge voltage resistance rated value	6 kV
maximum permissible voltage for safe isolation	
• between main and auxiliary circuit	400 V

Protection class IP	IP20
Shock resistance	5g / 11 ms
Operating frequency maximum	750 1/h
Mechanical service life (switching cycles)	
• of the main contacts typical	100 000
Type of assignment	2
Reference code acc. to DIN 40719 extended according to IEC 204-2 acc. to IEC 750	A
Reference code acc. to DIN EN 81346-2	Q
Reference code acc. to DIN EN 61346-2	Q
Product function	
• direct start	No
• reverse starting	Yes
Product component Motor brake output	Yes
Product feature	
• brake control with 230 V AC	No
• brake control with 24 V DC	No
• brake control with 180 V DC	No
• brake control with 500 V DC	No
Product extension braking module for brake control	Yes
Product function Short circuit protection	Yes
Design of short-circuit protection	circuit-breakers
Trip class	CLASS 10
Maximum short-circuit current breaking capacity (Icu)	
• at 400 V rated value	50 kA

Electromagnetic compatibility

EMC emitted interference	
• acc. to IEC 60947-1	CISPR11, ambience A (industrial sector)
EMI immunity acc. to IEC 60947-1	corresponds to degree of severity 3, ambience A (industrial sector)
Conducted interference	
• due to burst acc. to IEC 61000-4-4	2 kV on voltage supply, inputs and outputs
• due to conductor-earth surge acc. to IEC 61000-4-5	2 kV (U > 24 V DC)
• due to conductor-conductor surge acc. to IEC 61000-4-5	1 kV (U > 24 V DC)
Field-bound parasitic coupling acc. to IEC 61000-4-3	80 MHz ... 1 GHz 10 V/m, 1.4 GHz ... 2 Hz 3 V/m, 2 GHz ... 2.7 GHz 1 V/m

Safety related data

B10 value	
• with high demand rate acc. to SN 31920	1 000 000
Proportion of dangerous failures	
• with low demand rate acc. to SN 31920	50 %

<ul style="list-style-type: none"> with high demand rate acc. to SN 31920 	75 %
Failure rate [FIT]	
<ul style="list-style-type: none"> with low demand rate acc. to SN 31920 	100 FIT
T1 value for proof test interval or service life acc. to IEC 61508	20 y
Protection against electrical shock	finger-safe

Main circuit

Number of poles for main current circuit	3
Design of the switching contact	electromechanical
Adjustable pick-up value current of the current-dependent overload release	0.22 ... 0.32 A
Type of the motor protection	bimetal
Operating voltage	
<ul style="list-style-type: none"> rated value 	200 ... 400 V
Operating frequency 1 rated value	50 Hz
Operating frequency 2 rated value	60 Hz
Relative positive tolerance of the operating frequency	10 %
Relative negative tolerance of the operating frequency	10 %
Operating range relative to the operating voltage at AC	
<ul style="list-style-type: none"> at 50 Hz 	200 ... 440 V
Operating current	
<ul style="list-style-type: none"> at AC-3 — at 400 V rated value 	0.4 A
Operating power	
<ul style="list-style-type: none"> at AC-3 — at 400 V rated value 	0.09 kW

Inputs/ Outputs

Product function	
<ul style="list-style-type: none"> digital inputs parameterizable digital outputs parameterizable 	No
Number of digital inputs	0
Number of sockets	
<ul style="list-style-type: none"> for digital output signals for digital input signals 	0

Supply voltage

Type of voltage of the supply voltage	DC
Supply voltage 1 at DC	24 ... 24 V
Supply voltage 1 at DC rated value	
<ul style="list-style-type: none"> minimum permissible maximum permissible 	20.4 V
	28.8 V

Control circuit/ Control	
Type of voltage of the control supply voltage	DC
Control supply voltage at DC	
• rated value	20.4 ... 28.8 V
Control supply voltage 1	
• at DC rated value	20.4 ... 28.8 V
• at DC	24 ... 24 V
Power loss [W] in auxiliary and control circuit	
• in switching state OFF	
— with bypass circuit	0.3744 W
— without bypass circuit	0.374 W
• in switching state ON	
— with bypass circuit	4.1184 W
— without bypass circuit	4.118 W

Installation/ mounting/ dimensions	
Mounting position	vertical, horizontal
Mounting type	pluggable on terminal module
Height	265 mm
Width	90 mm
Depth	120 mm

Ambient conditions	
Installation altitude at height above sea level	
• maximum	2 000 m
Relative humidity during operation	5 ... 95 %

Communication/ Protocol	
Protocol is supported	
• PROFIBUS DP protocol	Yes
• PROFINET protocol	Yes
Design of the interface	
• PROFINET protocol	Yes
Product function Bus communication	Yes
Protocol is supported	
• AS-Interface protocol	No
Product function	
• supports PROFIenergy measured values	No
• supports PROFIenergy shutdown	No
address range memory of address range	
• of the inputs	1 byte
• of the outputs	1 byte
Type of electrical connection	
• of the communication interface	via backplane bus

- for communication transmission

via backplane bus

Connections/ Terminals


Type of electrical connection <ul style="list-style-type: none"> • for main current circuit 	screw-type terminals
Type of electrical connection <ul style="list-style-type: none"> • 1 for digital input signals • 2 for digital input signals 	using control module using control module
Type of electrical connection <ul style="list-style-type: none"> • at the manufacturer-specific device interface • for main energy infeed • for load-side outgoing feeder • for main energy transmission • for supply voltage line-side • for supply voltage transmission 	plug screw-type terminals Screw-type terminals via energy bus via backplane bus via backplane bus

UL/CSA ratings

Operating voltage <ul style="list-style-type: none"> • at AC at 60 Hz acc. to CSA and UL rated value 	600 V
--	-------

Certificates/ approvals

General Product Approval	EMC	For use in hazardous locations
 CCC	 CSA	 UL
 EAC	 RCM	 ATEX

Declaration of Conformity	Test Certificates	other
 EG-Konf.	Miscellaneous Type Test Certificates/Test Report	Confirmation

Further information

Information- and Downloadcenter (Catalogs, Brochures,...)

www.siemens.com/sirius/catalogs

Industry Mall (Online ordering system)

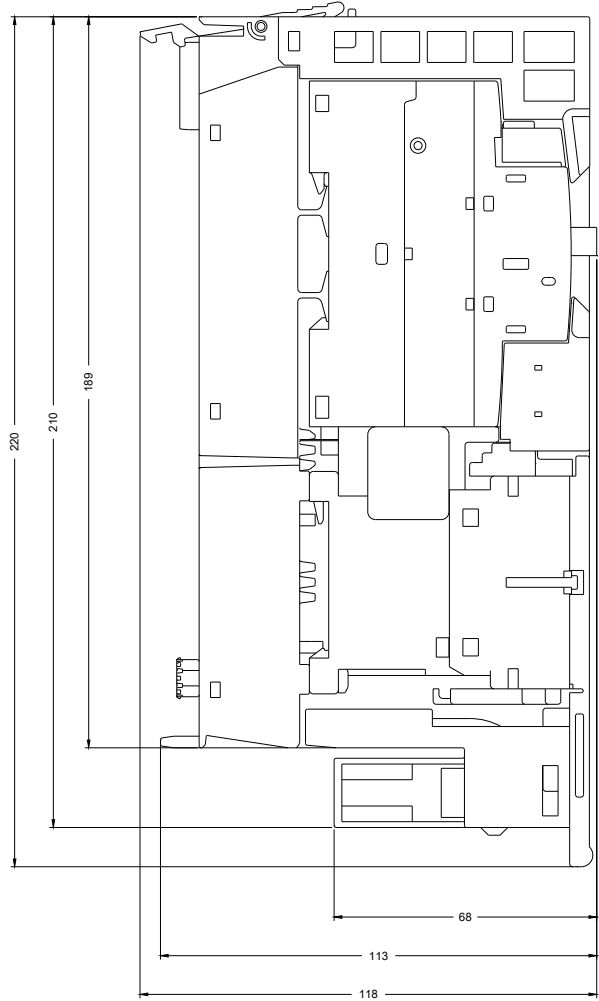
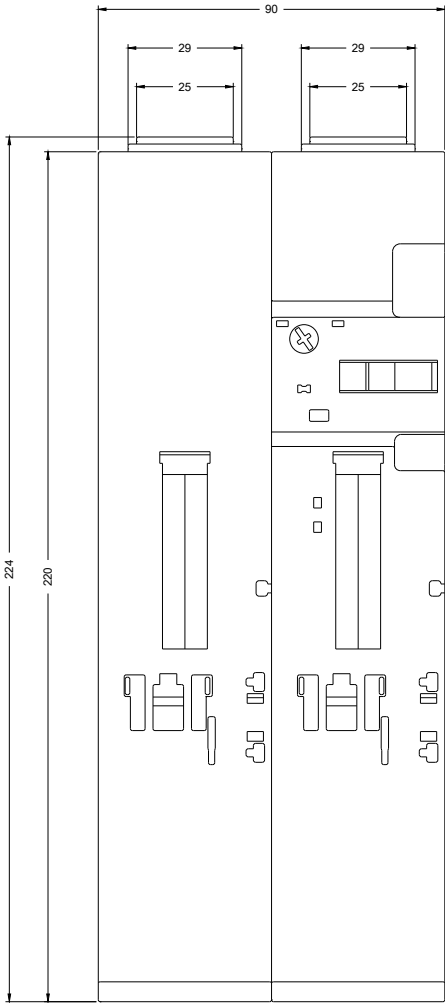
<https://mall.industry.siemens.com/mall/en/en/Catalog/product?mlfb=3RK1301-0DB00-1AA2>

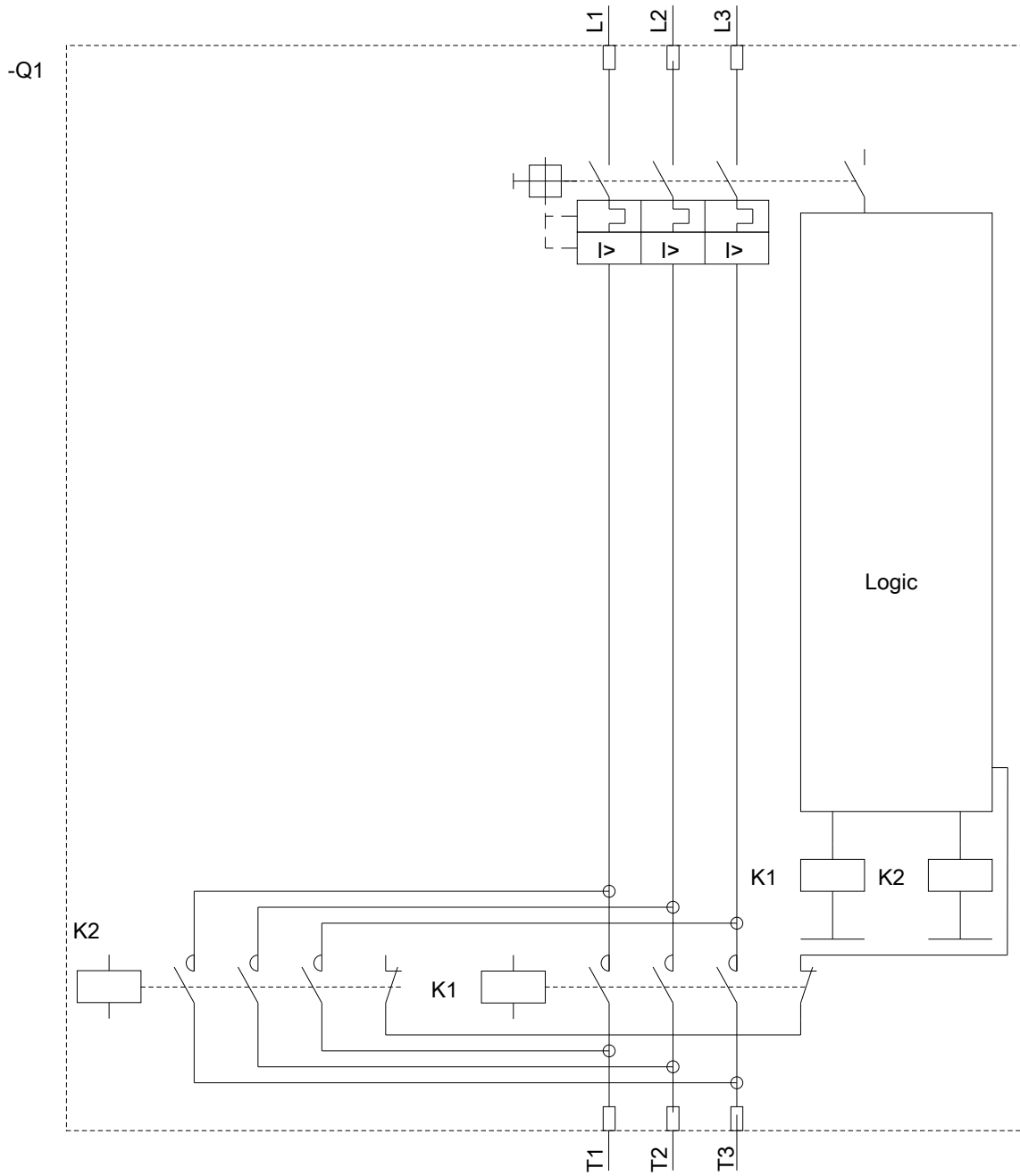
Cax online generator

<http://support.automation.siemens.com/WW/CAXorder/default.aspx?lang=en&mlfb=3RK1301-0DB00-1AA2>

Service&Support (Manuals, Certificates, Characteristics, FAQs,...)

<https://support.industry.siemens.com/cs/ww/en/ps/3RK1301-0DB00-1AA2>





last modified:

07/26/2019