



**Reversing contactor**  
**Controller half size 1 3/4**  
**Single Phase, 2-Pole**  
**Maximum voltage rating 240VAC**  
**Max Hp 60Hz: 3@115V; 5@208/230V**  
**Control voltage 110–120/220–240VAC 60Hz**  
**NEMA Type 4X fiberglass enclosure**

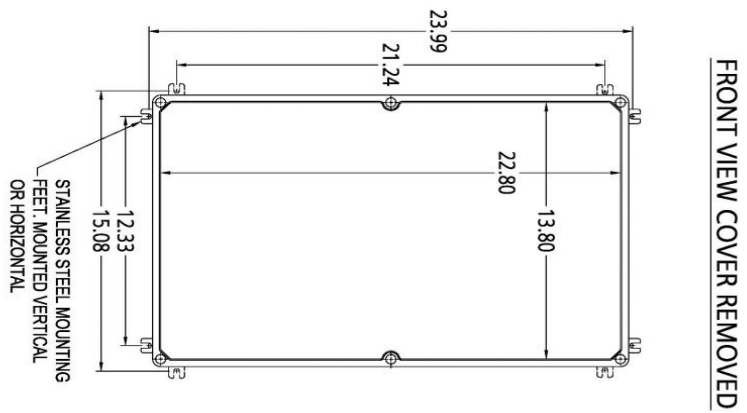
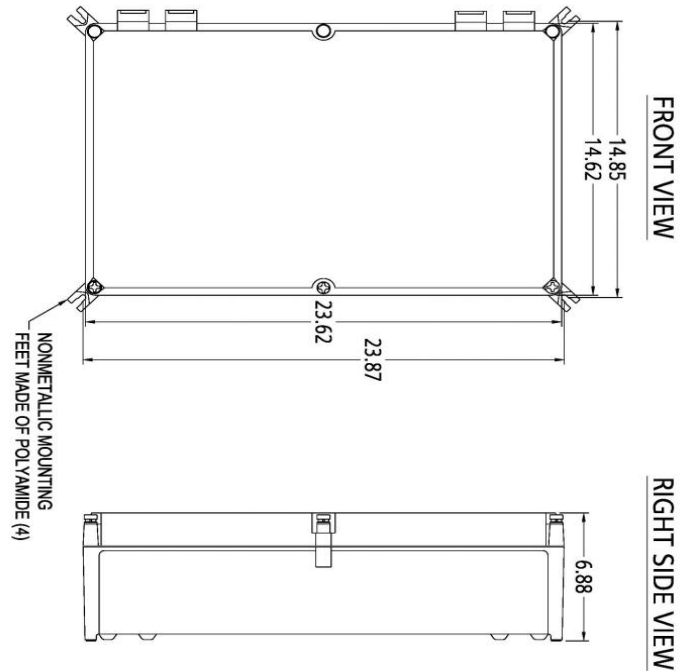


Image is representative and may not depict the actual product.

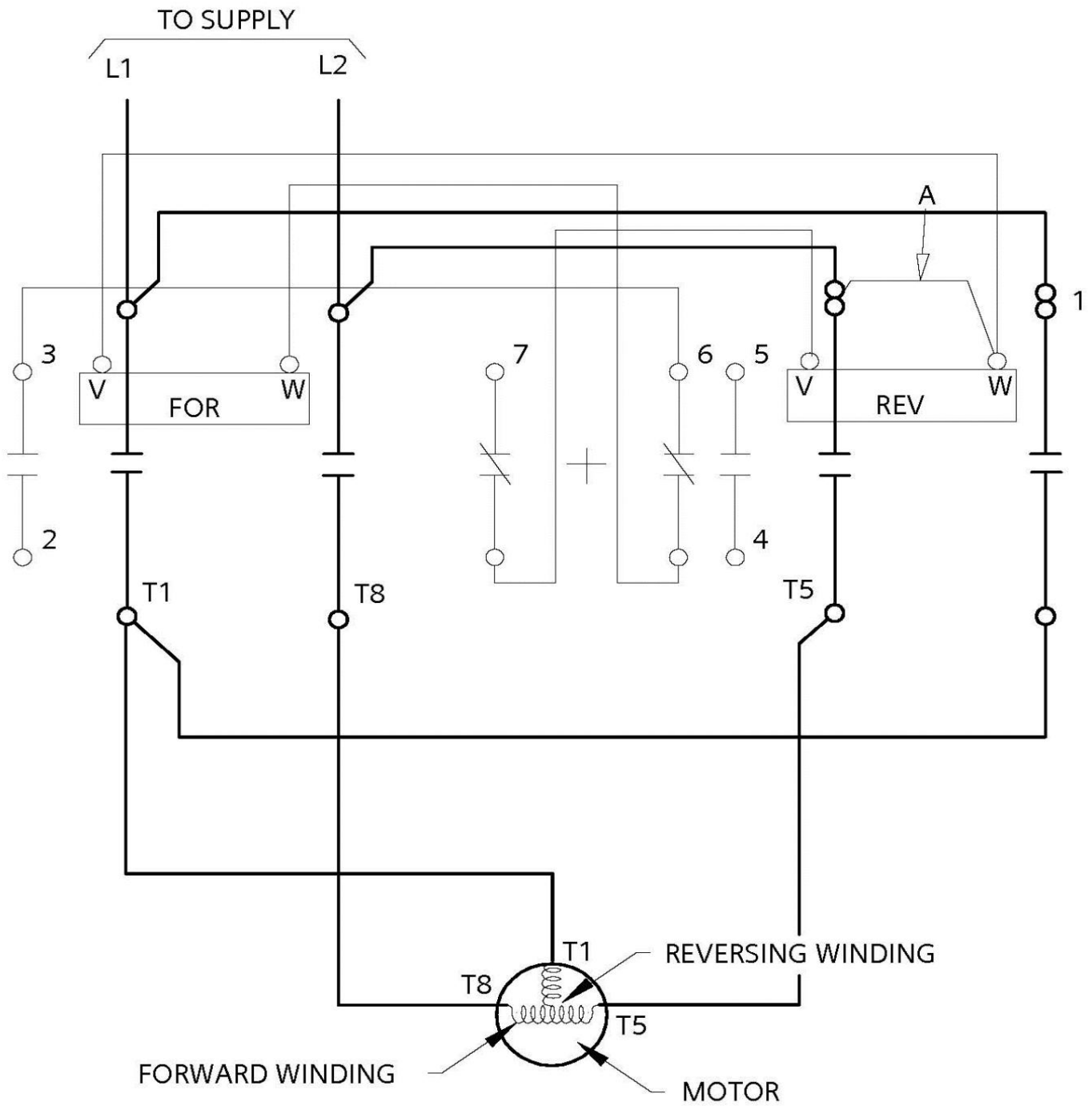
<b>General technical data:</b>	
Weight	16 lb
Height x Width x Depth	24 x 15 x 7 in.
Finger-safe (main circuit / control circuit)	NA / NA
Maximum altitude	6560 ft
Ambient storage temperature	(-30 to 65)°C / (-22 to 149)°F
Ambient operating temperature	(-20 to 40)°C / (-4 to 104)°F
Humidity (% non-condensing)	(no data)
Rated impulse voltage resistance	(no data)
Rated insulation voltage	(no data)
Country of origin	USA
<b>Contactors:</b>	
Number of NO main contacts	4
Amp rating	35A
Mechanical operating cycles	10,000,000
<b>Internal/standard auxiliary contact:</b>	
Number of NC / NO auxiliary contacts	2NC / 2NO
Rating	10A@600VAC (A600), 5A@600VDC (P600)
<b>Optional auxiliary contact:</b>	
Max number of NC / NO auxiliary contacts	8 total
Rating	10A@600VAC (A600), 5A@600VDC (P600)
<b>Coil:</b>	
Voltage	110–120/220–240VAC 60Hz Coil
Sealed watts	8.6W
Inrush / sealed power	218 / 25 VA
Normal coil operating limits (% of rated voltage)	85% - 110%
Typical drop-out volts (% of rated voltage)	50%
Pick-up time / Drop-out time	19-29 / 10-24 msec
<b>Enclosure:</b>	
Type	NEMA Type 4X fiberglass enclosure
Rating	Dust-tight, watertight & corrosion resistant
<b>Mounting/wiring:</b>	
Mounting orientation	Vertical
Mounting type	Surface
Line side connection type / torque	Screw / 45 lb-in.
Line side solid & stranded conductors	1x(14 - 2 AWG) 75°C AL or CU
Load side connection type / torque	Screw / 45 lb-in.
Load side solid & stranded conductors	1x(14 - 2 AWG) 75°C AL or CU

Coil connection type / torque	Screw / 5 lb in. - 12 lb in.
Coil solid & stranded conductors	2 x (16 - 12 AWG) CU 60/75°C
Main auxiliary contact connection type / torque	Screw / 10 - 15 lb-in
Main auxiliary contact solid & stranded conductors	1 x (12 AWG), 2 x (16 - 14 AWG), 2 x (18 - 16 AWG) 75°C CU
<b>Short circuit current rating:</b>	
Fuses	10kA@600V (Class H or K); 100kA@600V (Class R or J)
Thermal Magnetic Circuit Breaker	14kA@240V; 10kA@600V
<b>Certificates/approvals:</b>	
	<a href="#">UL (file no. E14900)</a> <a href="#">cUL (file no. E14900 for Canada)</a> <a href="#">CSA (file no. 006535 C 000)</a> <a href="#">ISO 9001 certification</a>
<b>Additional information:</b>	
	<a href="#">Brochure</a>

# OUTLINE 24X15X7 NEMA 4X FIBERGLASS



DIMENSIONS ARE IN INCHES.  
 FILE NAME: SFIS-24139861002-0211



REF. D29335001